

Intertek Testing Services, Coil Test Facility
Test: 8K Water Heating Sensible Coils

Project # 3151799/003
Test of

=CONDENSING UNIT=
Manufacturer: HERMANT KALE
Model: B103492 SN:

=EVAPORATOR UNIT=
Manufacturer:
Model: SN:



Started: 6/6/2008 5:22 PM
By: H O'Connor

95DB
~~2000~~ACFM~~800~~
135EWT
3GPM

Test Data for the past 30 minutes:

Barometer	:	28.891 min	28.899 max	28.895 avg	inHg
8K Supply DB	:	95.289 min	95.528 max	95.458 avg	degF
8K Supply WB	:	76.496 min	76.582 max	76.547 avg	degF
8K Discharge DB:		122.02 min	122.35 max	122.23 avg	degF
8K Discharge WB:		88.258 min	88.344 max	88.308 avg	degF
8K Liquid IN	:	134.92 min	135.68 max	135.30 avg	degF
8K Suction OUT	:	120.89 min	120.98 max	120.93 avg	degF
Ambiant Air Tem:		82.594 min	84.511 max	83.712 avg	degF
8K UUT Delta Pr:		.018495 min	.020805 max	.019551 avg	"H2O
8K Static Pres :		.12841 min	.14604 max	.13254 avg	"H2O
8K Static Pres@:		-.86979 min	-.85068 max	-.85980 avg	"H2O
8K Pres Drop Ac:		.93029 min	.95593 max	.94615 avg	"H2O
8K Water Delta :		.0037186 min	.010733 max	.0063813 avg	"Hg

Last 7 samples taken every 5 minutes:

Barometer	:	28.894	28.894	28.894	28.891	28.896	28.899	28.894
8K Supply DB	:	95.289	95.387	95.451	95.485	95.506	95.506	95.528
8K Supply WB	:	76.539	76.560	76.571	76.571	76.551	76.528	76.496
8K Discharge DB:		122.02	122.12	122.20	122.26	122.29	122.32	122.34
8K Discharge WB:		88.258	88.279	88.313	88.322	88.322	88.313	88.290
8K Liquid IN	:	135.64	135.67	135.65	135.18	135.01	135.08	134.92
8K Suction OUT	:	120.91	120.94	120.96	120.92	120.93	120.92	120.89
Ambiant Air Tem:		84.511	84.318	82.704	82.771	83.874	84.038	83.647
8K UUT Delta Pr:		.019515	.019156	.018899	.019644	.019587	.019759	.020290
8K Static Pres :		.13344	.12985	.14604	.13245	.13166	.13260	.13256
8K Static Pres@:		-.86231	-.85239	-.85815	-.85876	-.86280	-.86513	-.85643
8K Pres Drop Ac:		.94811	.93805	.95245	.94713	.94838	.94936	.93996
8K Tot H2O Flow:		2161.3	2176.3	2191.2	2206.2	2221.1	2236.1	2251.1
8K Water Delta :		.0050516	.0057526	.0061036	.0063846	.0080676	.0097516	.0037186

Harold O'Connor 800

6/7/08



1) Barometric Pressure	=	28.895	"Hg
2) Pressure drop Through Coil	=	.019549	"H2O
3) Static Pressure at coil inlet	=	.13255	"H2O
4) Average absolute static pressure	=	28.904	"Hg
5) Dry Bulb Temp. at Inlet of Coil	=	95.456	Deg. F
6) Wet Bulb Temp. at Inlet of Coil	=	76.547	Deg. F
7) Saturated vapor pressure at Inlet of Coil	=	.92194	"Hg
8) Specific humidity at Inlet of Coil	=	.016044	lb/lb
9) Enthalpy at Inlet of Coil	=	40.612	Btu/lb
10) Dry Bulb Temp. at Outlet of Coil	=	122.23	Deg. F
11) Wet Bulb Temp. at Outlet of Coil	=	88.307	Deg. F
12) Saturated vapor pressure at Outlet of Coil	=	1.3491	"Hg
13) Specific humidity at Outlet of Coil	=	.022331	lb/lb
14) Enthalpy at Outlet of Coil	=	54.241	BTU/lb
15) Average Humidity Ratio	=	.019188	lb/lb
16) Average Specific gravity	=	.98868	
17) Difference in humidity ratio	=	-.006287	lb/lb
18) Average absolute temperature	=	568.84	Deg. F
19) Average Density	=	.066680	lb/cu.ft
20) Air Pressure drop Corrected	=	.017380	"H2O
21) Dry Bulb Temp at Nozzle	=	122.23	Deg. F
22) Specific Humidity at Nozzle	=	.021573	lb/lb
23) Specific Volume at Nozzle	=	15.184	cu.fy/lb
24) Static Pressure at Nozzle	=	-.85981	"H2O
25) Pressure drop across nozzle	=	.94619	"H2O
26) Total area of nozzles	=	.19558	sq.ft
27) Face area of test coil	=	4.0000	sq.ft
28) Dry Air Flow	=	51.458	lb/min
29) Standard Air Flow	=	171.52	ft/min
30) Ambient air temp	=	83.720	Deg. F
31) Outlet duct heat leakage constant	=	7.1186	Btu/hr-F
32) Inlet duct heat leakage constant	=	3.0651	Btu/hr-F
33) Enthalpy entering test coil Corrected	=	40.600	Btu/lb
34) Air Temp entering test coil Corrected	=	95.407	Deg. F
35) Enthalpy leaving test coil Corrected	=	54.330	Btu/lb
36) Air Temp leaving test coil Corrected	=	122.59	Deg. F
37) Sensible Air-Side Capacity	=	20233.	Btu/hr
39) Water Enter Coil Temp	=	135.31	Deg. F
40) Water Leaving Coil Temp	=	120.93	Deg. F
41) Actual Water flow rate	=	2.9910	GPM
42) Water flow rate	=	1473.4	lb/hr
43) Total Water-Side Capacity	=	21185.	Btu/hr
44) Average Total Capacity	=	20709.	Btu/hr
45) Average Sensible Capacity	=	20709.	Btu/hr
46) Heat Balance	=	-4.5981	%
47) Average water temp	=	128.12	Deg. F
48) Temp Correction Factor	=	.81276	
49) Water pressure drop	=	9.7313	"Hg
50) Water pressure drop Uncorrected	=	11.024	"H2O
51) Water Pressure drop Corrected	=	13.564	"H2O
52) Rated Air Pressure Drop	=	.0	"H2O
53) % of Rated Air Pressure Drop	=	Inf.	%
54) Rated Capacity	=	.0	Btu/hr
55) % of Rated Capacity	=	Inf.	%
56) Rated Water Pressure Drop	=	.0	"H2O
57) % of Rated Water Pressure Drop	=	Inf.	%
58) Airflow	=	686.11	SCFM
52) Airflow	=	801.74	ACFM

David O'Conna 800
6/7/08

Intertek Testing Services, Coil Test Facility
Test: 8K Water Heating Sensible Coils

Project # 3151799/003
Test of

=CONDENSING UNIT=
Manufacturer: HERMANT KALE
Model: B103492 SN:

=EVAPORATOR UNIT=
Manufacturer:
Model: SN:



Started: 6/6/2008 5:22 PM
By: H O'Connor

95DB
2000ACFM 1200
135EWT
3GPM


Test Data for the past 30 minutes:

Barometer	: 28.880 min	28.895 max	28.888 avg	inHg
3K Supply DB	: 94.487 min	95.430 max	95.073 avg	degF
3K Supply WB	: 76.127 min	76.431 max	76.312 avg	degF
3K Discharge DB:	117.67 min	117.95 max	117.89 avg	degF
3K Discharge WB:	86.058 min	86.146 max	86.126 avg	degF
3K Liquid IN	: 134.63 min	135.96 max	135.11 avg	degF
3K Suction OUT	: 116.89 min	117.35 max	117.09 avg	degF
Ambiant Air Tem:	85.742 min	87.001 max	86.453 avg	degF
3K UUT Delta Pr:	.039048 min	.041446 max	.040132 avg	"H2O
3K Static Pres	: .10648 min	.11226 max	.10916 avg	"H2O
3K Static Pres@:	-.71665 min	-.70489 max	-.71088 avg	"H2O
3K Pres Drop Ac:	.73416 min	.74829 max	.74167 avg	"H2O
3K Water Delta	: .0014036 min	.0044206 max	.0028220 avg	"Hg

Last 7 samples taken every 5 minutes:

Barometer	: 28.880	28.883	28.885	28.890	28.890	28.893	28.895
3K Supply DB	: 94.487	94.735	94.964	95.137	95.267	95.376	95.387
3K Supply WB	: 76.127	76.204	76.279	76.322	76.376	76.408	76.408
3K Discharge DB:	117.67	117.83	117.91	117.94	117.94	117.92	117.90
3K Discharge WB:	86.058	86.103	86.124	86.135	86.135	86.135	86.135
3K Liquid IN	: 135.96	135.59	135.27	135.00	134.84	134.68	134.68
3K Suction OUT	: 117.35	117.21	117.15	117.07	117.02	116.96	116.90
Ambiant Air Tem:	87.001	86.723	86.689	86.442	86.514	86.063	86.356
3K UUT Delta Pr:	.040197	.039751	.040010	.039854	.040212	.040098	.039953
3K Static Pres	: .10832	.10899	.11066	.10912	.10921	.10994	.10973
3K Static Pres@:	-.70967	-.70845	-.70722	-.70783	-.71482	-.71077	-.71371
3K Pres Drop Ac:	.73856	.73981	.73824	.73889	.74731	.74172	.74580
3K Tot H2O Flow:	1888.1	1903.1	1918.1	1933.2	1948.2	1963.2	1978.3
3K Water Delta	: .0023866	.0027366	.0030876	.0044206	.0027366	.0027366	.0034386

David O'Connor 1200
6/6/08



1) Barometric Pressure	=	28.888	"Hg
2) Pressure drop Through Coil	=	.040133	"H2O
3) Static Pressure at coil inlet	=	.10917	"H2O
4) Average absolute static pressure	=	28.894	"Hg
5) Dry Bulb Temp. at Inlet of Coil	=	95.065	Deg. F
6) Wet Bulb Temp. at Inlet of Coil	=	76.309	Deg. F
7) Saturated vapor pressure at Inlet of Coil	=	.91468	"Hg
8) Specific humidity at Inlet of Coil	=	.015922	lb/lb
9) Enthalpy at Inlet of Coil	=	40.381	Btu/lb
10) Dry Bulb Temp. at Outlet of Coil	=	117.89	Deg. F
11) Wet Bulb Temp. at Outlet of Coil	=	86.126	Deg. F
12) Saturated vapor pressure at Outlet of Coil	=	1.2589	"Hg
13) Specific humidity at Outlet of Coil	=	.020757	lb/lb
14) Enthalpy at Outlet of Coil	=	51.405	BTU/lb
15) Average Humidity Ratio	=	.018339	lb/lb
16) Average Specific gravity	=	.98917	
17) Difference in humidity ratio	=	-.004835	lb/lb
18) Average absolute temperature	=	566.47	Deg. F
19) Average Density	=	.066969	lb/cu.ft
20) Air Pressure drop Corrected	=	.035836	"H2O
21) Dry Bulb Temp at Nozzle	=	117.89	Deg. F
22) Specific Humidity at Nozzle	=	.020046	lb/lb
23) Specific Volume at Nozzle	=	15.035	cu.fy/lb
24) Static Pressure at Nozzle	=	-.71085	"H2O
25) Pressure drop across nozzle	=	.74162	"H2O
26) Total area of nozzles	=	.33148	sq.ft
27) Face area of test coil	=	4.0000	sq.ft
28) Dry Air Flow	=	77.656	lb/min
29) Standard Air Flow	=	258.85	ft/min
30) Ambient air temp	=	86.459	Deg. F
31) Outlet duct heat leakage constant	=	7.1186	Btu/hr-F
32) Inlet duct heat leakage constant	=	3.0651	Btu/hr-F
33) Enthalpy entering test coil Corrected	=	40.375	Btu/lb
34) Air Temp entering test coil Corrected	=	95.042	Deg. F
35) Enthalpy leaving test coil Corrected	=	51.453	Btu/lb
36) Air Temp leaving test coil Corrected	=	118.09	Deg. F
37) Sensible Air-Side Capacity	=	25884.	Btu/hr
39) Water Enter Coil Temp	=	135.12	Deg. F
40) Water Leaving Coil Temp	=	117.09	Deg. F
41) Actual Water flow rate	=	3.0063	GPM
42) Water flow rate	=	1481.0	lb/hr
43) Total Water-Side Capacity	=	26698.	Btu/hr
44) Average Total Capacity	=	26291.	Btu/hr
45) Average Sensible Capacity	=	26291.	Btu/hr
46) Heat Balance	=	-3.0956	%
47) Average water temp	=	126.11	Deg. F
48) Temp Correction Factor	=	.81676	
49) Water pressure drop	=	9.8389	"Hg
50) Water pressure drop Uncorrected	=	11.146	'H2O
51) Water Pressure drop Corrected	=	13.647	'H2O
52) Rated Air Pressure Drop	=	.0	"H2O
53) % of Rated Air Pressure Drop	=	Inf.	%
54) Rated Capacity	=	.0	Btu/hr
55) % of Rated Capacity	=	Inf.	%
56) Rated Water Pressure Drop	=	.0	'H2O
57) % of Rated Water Pressure Drop	=	Inf.	%
58) Airflow	=	1035.4	SCFM
52) Airflow	=	1204.4	ACFM

Harold O'Conna
6/6/08

1200

Intertek Testing Services, Coil Test Facility
Test: 8K Water Heating Sensible Coils

Project # 3151799/003
Test of

=CONDENSING UNIT=
Manufacturer: HERMANT KALE
Model: B103492 SN:

=EVAPORATOR UNIT=
Manufacturer:
Model: SN:



Started: 6/6/2008 5:22 PM
By: H O'Connor

95DB
2000ACFM
135EWT
3GPM


Test Data for the past 30 minutes:

Barometer	:	28.867 min	28.877 max	28.871 avg	inHg
8K Supply DB	:	94.707 min	94.855 max	94.754 avg	degF
8K Supply WB	:	76.251 min	76.387 max	76.287 avg	degF
8K Discharge DB:		113.71 min	114.07 max	113.85 avg	degF
8K Discharge WB:		84.385 min	84.521 max	84.442 avg	degF
8K Liquid IN	:	134.01 min	135.14 max	134.67 avg	degF
8K Suction OUT	:	113.64 min	114.20 max	113.93 avg	degF
Ambiant Air Tem:		86.692 min	88.200 max	87.404 avg	degF
8K UUT Delta Pr:		.065109 min	.068737 max	.067009 avg	"H2O
8K Static Pres :		.12461 min	.15945 max	.13730 avg	"H2O
8K Static Pres@:		-.96718 min	-.92687 max	-.94484 avg	"H2O
8K Pres Drop Ac:		.95968 min	.97060 max	.96462 avg	"H2O
8K Water Delta	:	-.0035764 min	.0023156 max	.00006668 avg	"Hg

Last 7 samples taken every 5 minutes:

Barometer	:	28.869	28.869	28.871	28.869	28.872	28.872	28.874
8K Supply DB	:	94.855	94.778	94.719	94.719	94.735	94.769	94.812
8K Supply WB	:	76.387	76.301	76.263	76.251	76.290	76.301	76.279
8K Discharge DB:		113.74	113.73	113.77	113.82	113.91	113.98	114.07
8K Discharge WB:		84.457	84.403	84.396	84.419	84.469	84.500	84.521
8K Liquid IN	:	134.01	134.29	134.51	134.72	134.89	135.03	135.14
8K Suction OUT	:	113.64	113.77	113.84	113.94	114.02	114.11	114.20
Ambiant Air Tem:		87.785	86.692	87.233	86.966	87.633	87.814	87.423
8K UUT Delta Pr:		.066788	.067346	.067002	.067015	.066098	.066930	.067117
8K Static Pres :		.13715	.13954	.13584	.13733	.1379	.13689	.13617
8K Static Pres@:		-.94611	-.94500	-.94500	-.94611	-.94500	-.94611	-.94390
8K Pres Drop Ac:		.96935	.96593	.96277	.96501	.96744	.96494	.96343
8K Tot H2O Flow:		1686.0	1700.9	1715.8	1730.7	1745.6	1760.5	1775.4
8K Water Delta	:	-.0035764	-.0016124	.0000716	.0010536	.0006326	.0002816	.0016846

Harold O'Connor 1600
6/6/08



1) Barometric Pressure	=	28.871	"Hg
2) Pressure drop Through Coil	=	.067008	"H2O
3) Static Pressure at coil inlet	=	.13731	"H2O
4) Average absolute static pressure	=	28.879	"Hg
5) Dry Bulb Temp. at Inlet of Coil	=	94.754	Deg. F
5) Wet Bulb Temp. at Inlet of Coil	=	76.288	Deg. F
7) Saturated vapor pressure at Inlet of Coil	=	.91405	"Hg
3) Specific humidity at Inlet of Coil	=	.015986	lb/lb
9) Enthalpy at Inlet of Coil	=	40.375	Btu/lb
10) Dry Bulb Temp. at Outlet of Coil	=	113.85	Deg. F
11) Wet Bulb Temp. at Outlet of Coil	=	84.441	Deg. F
12) Saturated vapor pressure at Outlet of Coil	=	1.1928	"Hg
13) Specific humidity at Outlet of Coil	=	.019803	lb/lb
14) Enthalpy at Outlet of Coil	=	49.336	BTU/lb
15) Average Humidity Ratio	=	.017894	lb/lb
16) Average Specific gravity	=	.98942	
17) Difference in humidity ratio	=	-.003817	lb/lb
18) Average absolute temperature	=	564.30	Deg. F
19) Average Density	=	.067209	lb/cu.ft
20) Air Pressure drop Corrected	=	.060047	"H2O
21) Dry Bulb Temp at Nozzle	=	113.85	Deg. F
22) Specific Humidity at Nozzle	=	.019114	lb/lb
23) Specific Volume at Nozzle	=	14.908	cu.fy/lb
24) Static Pressure at Nozzle	=	-.94481	"H2O
25) Pressure drop across nozzle	=	.96462	"H2O
26) Total area of nozzles	=	.39148	sq.ft
27) Face area of test coil	=	4.0000	sq.ft
28) Dry Air Flow	=	105.02	lb/min
29) Standard Air Flow	=	350.09	ft/min
30) Ambient air temp	=	87.401	Deg. F
31) Outlet duct heat leakage constant	=	7.1186	Btu/hr-F
32) Inlet duct heat leakage constant	=	3.0651	Btu/hr-F
33) Enthalpy entering test coil Corrected	=	40.371	Btu/lb
34) Air Temp entering test coil Corrected	=	94.739	Deg. F
35) Enthalpy leaving test coil Corrected	=	49.366	Btu/lb
36) Air Temp leaving test coil Corrected	=	113.97	Deg. F
37) Sensible Air-Side Capacity	=	29212.	Btu/hr
39) Water Enter Coil Temp	=	134.66	Deg. F
40) Water Leaving Coil Temp	=	113.93	Deg. F
41) Actual Water flow rate	=	2.9776	GPM
42) Water flow rate	=	1467.1	lb/hr
43) Total Water-Side Capacity	=	30427.	Btu/hr
44) Average Total Capacity	=	29819.	Btu/hr
45) Average Sensible Capacity	=	29819.	Btu/hr
46) Heat Balance	=	-4.0743	%
47) Average water temp	=	124.29	Deg. F
48) Temp Correction Factor	=	.82042	
49) Water pressure drop	=	9.7370	"Hg
50) Water pressure drop Uncorrected	=	11.031	"H2O
51) Water Pressure drop Corrected	=	13.445	"H2O
52) Rated Air Pressure Drop	=	.0	"H2O
53) % of Rated Air Pressure Drop	=	Inf.	%
54) Rated Capacity	=	.0	Btu/hr
55) % of Rated Capacity	=	Inf.	%
56) Rated Water Pressure Drop	=	.0	"H2O
57) % of Rated Water Pressure Drop	=	Inf.	%
58) Airflow	=	1400.3	SCFM
52) Airflow	=	1609.8	ACFM


Harold O'Conna 1600
6/6/08

Intertek Testing Services, Coil Test Facility
Test: 8K Water Heating Sensible Coils

Project # 3151799/003
Test of

=CONDENSING UNIT=
Manufacturer: HERMANT KALE
Model: B103492 SN:

=EVAPORATOR UNIT=
Manufacturer:
Model: SN:



Started: 6/6/2008 5:22 PM
By: H O'Connor

95DB
2000ACFM
135EWT
3GPM

Test Data for the past 30 minutes:

Barometer	:	28.838 min	28.847 max	28.843 avg	inHg
8K Supply DB	:	94.823 min	95.137 max	95.002 avg	degF
8K Supply WB	:	75.401 min	75.943 max	75.712 avg	degF
8K Discharge DB:		111.52 min	112.06 max	111.87 avg	degF
8K Discharge WB:		82.812 min	83.147 max	83.018 avg	degF
8K Liquid IN	:	134.48 min	135.92 max	135.16 avg	degF
8K Suction OUT	:	111.69 min	112.45 max	112.08 avg	degF
Ambiant Air Tem:		88.386 min	89.115 max	88.790 avg	degF
8K UUT Delta Pr:		.094769 min	.10026 max	.097836 avg	"H2O
8K Static Pres :		.12190 min	.12841 max	.12546 avg	"H2O
8K Static Pres@:		-.88032 min	-.87162 max	-.87670 avg	"H2O
8K Pres Drop Ac:		.83140 min	.84271 max	.83700 avg	"H2O
8K Water Delta	:	-.0046284 min	-.0013314 max	-.0030956 avg	"Hg

Last 7 samples taken every 5 minutes:

Barometer	:	28.840	28.840	28.840	28.842	28.841	28.844	28.844
8K Supply DB	:	95.137	95.051	95.007	95.062	95.007	94.910	94.823
8K Supply WB	:	75.401	75.510	75.619	75.748	75.846	75.889	75.943
8K Discharge DB:		112.06	112.03	112.00	111.93	111.80	111.64	111.52
8K Discharge WB:		82.812	82.898	82.984	83.061	83.093	83.104	83.147
8K Liquid IN	:	135.92	135.90	135.77	134.99	134.61	134.50	134.48
8K Suction OUT	:	112.45	112.40	112.37	112.10	111.84	111.73	111.69
Ambiant Air Tem:		88.828	88.822	88.774	88.902	88.875	88.735	88.707
8K UUT Delta Pr:		.098153	.098356	.097882	.097336	.097192	.098554	.097279
8K Static Pres :		.12665	.12771	.12722	.12517	.12446	.12672	.12701
8K Static Pres@:		-.87567	-.87628	-.87861	-.87861	-.87861	-.87567	-.87628
8K Pres Drop Ac:		.83864	.83673	.84048	.83864	.83739	.83804	.83739
8K Tot H2O Flow:		1357.9	1372.9	1387.9	1402.9	1417.9	1432.8	1447.8
8K Water Delta	:	-.0026644	-.0032954	-.0030154	-.0023134	-.0036464	-.0032954	-.0023134

Harold O'Connor 2000
6/6/08



1) Barometric Pressure	=	28.843	"Hg
2) Pressure drop Through Coil	=	.097854	"H2O
3) Static Pressure at coil inlet	=	.12545	"H2O
4) Average absolute static pressure	=	28.848	"Hg
5) Dry Bulb Temp. at Inlet of Coil	=	95.005	Deg. F
6) Wet Bulb Temp. at Inlet of Coil	=	75.708	Deg. F
7) Saturated vapor pressure at Inlet of Coil	=	.89656	"Hg
8) Specific humidity at Inlet of Coil	=	.015417	lb/lb
9) Enthalpy at Inlet of Coil	=	39.809	Btu/lb
10) Dry Bulb Temp. at Outlet of Coil	=	111.87	Deg. F
11) Wet Bulb Temp. at Outlet of Coil	=	83.015	Deg. F
12) Saturated vapor pressure at Outlet of Coil	=	1.1393	"Hg
13) Specific humidity at Outlet of Coil	=	.018728	lb/lb
14) Enthalpy at Outlet of Coil	=	47.651	BTU/lb
15) Average Humidity Ratio	=	.017072	lb/lb
16) Average Specific gravity	=	.98990	
17) Difference in humidity ratio	=	-.003310	lb/lb
18) Average absolute temperature	=	563.44	Deg. F
19) Average Density	=	.067272	lb/cu.ft
20) Air Pressure drop Corrected	=	.087772	"H2O
21) Dry Bulb Temp at Nozzle	=	111.87	Deg. F
22) Specific Humidity at Nozzle	=	.018057	lb/lb
23) Specific Volume at Nozzle	=	14.832	cu.fy/lb
24) Static Pressure at Nozzle	=	-.87670	"H2O
25) Pressure drop across nozzle	=	.83701	"H2O
26) Total area of nozzles	=	.52737	sq.ft
27) Face area of test coil	=	4.0000	sq.ft
28) Dry Air Flow	=	132.14	lb/min
29) Standard Air Flow	=	440.49	ft/min
30) Ambient air temp	=	88.791	Deg. F
31) Outlet duct heat leakage constant	=	7.1186	Btu/hr-F
32) Inlet duct heat leakage constant	=	3.0651	Btu/hr-F
33) Enthalpy entering test coil Corrected	=	39.807	Btu/lb
34) Air Temp entering test coil Corrected	=	94.995	Deg. F
35) Enthalpy leaving test coil Corrected	=	47.672	Btu/lb
36) Air Temp leaving test coil Corrected	=	111.96	Deg. F
37) Sensible Air-Side Capacity	=	32423.	Btu/hr
39) Water Enter Coil Temp	=	135.18	Deg. F
40) Water Leaving Coil Temp	=	112.09	Deg. F
41) Actual Water flow rate	=	2.9946	GPM
42) Water flow rate	=	1475.3	lb/hr
43) Total Water-Side Capacity	=	34062.	Btu/hr
44) Average Total Capacity	=	33243.	Btu/hr
45) Average Sensible Capacity	=	33243.	Btu/hr
46) Heat Balance	=	-4.9311	%
47) Average water temp	=	123.63	Deg. F
48) Temp Correction Factor	=	.82178	
49) Water pressure drop	=	9.8910	"Hg
50) Water pressure drop Uncorrected	=	11.205	'H2O
51) Water Pressure drop Corrected	=	13.635	'H2O
52) Rated Air Pressure Drop	=	.0	"H2O
53) % of Rated Air Pressure Drop	=	Inf.	%
54) Rated Capacity	=	.0	Btu/hr
55) % of Rated Capacity	=	Inf.	%
56) Rated Water Pressure Drop	=	.0	'H2O
57) % of Rated Water Pressure Drop	=	Inf.	%
58) Airflow	=	1761.9	SCFM
52) Airflow	=	2016.7	ACFM

Harold O'Brien

2000

6/6/08